

IICA



N
SURINAME OFFICE
PROPOSAL FOR
1992
PLAN OF OPERATION

I ICA
E 14
I59BU

INTER-AMERICAN INSTITUTE FOR COOPERATION ON AGRICULTURE
IICA OFFICE SURINAME



SURINAME OFFICE
PROPOSAL FOR
1992
PLAN OF OPERATION


PARAMARIBO, SURINAME
NOVEMBER, 1991

00004109

1. A
E 14
IS9.2u

INTERNAL UNIT

DESCRIPTION OF RESULTS	VERIFIABLE INDICATORS	DATE
<p>Representation of the Institute and the Director General in the country and maintenance of relations to contribute to enhance the image of the Institute.</p> <p>Technical cooperation promoted and strengthened through contracts, agreements, and other legal and administrative instruments.</p>	<p>Attendance at officers events and participation of activities sponsored by the highest National authorities national, regional and international agencies and diplomatic missions.</p> <p>A closer collaboration and cooperation maintained with the local counterpart agencies.</p> <p>An integrative activity with the international organizations through meetings, coordination and steady consultation.</p> <p>The promotion and supervision of IICA's image and IICA activities through dissemination activities.</p> <p>Negotiated and formalized agreement or other documents.</p> <p>Monitored compliance of reports as well as permanent contacts with the pertinent authorities for the quota and other contributions.</p>	<p>1 January to December 31st, 1992</p> <p>1st January to December 31st, 1992</p>



DESCRIPTION OF RESULTS	VERIFIABLE INDICATORS	DATE
<p>Promoted and supported actions of technical cooperation to the country.</p> <p>Managed and administrated operations of the office.</p> <p>Effectively administrated and supervised the Institute's financial and physical resources.</p>	<p>Review and study of the national macroeconomic policies, plans and programs of the country. Appreciate projects profiles, and short term actions prepared within the framework of the guidelines of the programs and the medium term plan. All administrative requests (program budget, operations plan, inventory control, etc) prepared and submitted.</p> <p>Assist in the recruitment of consultants and/or national technicians for the technical assignments or exchanges.</p> <p>Maintained office appointments and support of experts in multinational and national projects. Support, guide and lead GSP for the smooth functioning of the office in accordance to regulations.</p> <p>Personal support to all office personnel.</p> <p>Internal staff meetings held and pertinent information and documentation disseminated, contributing to improve the job performance.</p> <p>Funds assigned to the national office spent in accordance to commitments and accounting procedures of IICA.</p>	<p>1st January to 1st January to December 31st, 1992</p> <p>1st January to December 31st, 1992</p>



DESCRIPTION OF RESULTS	VARIABLE INDICATORS	DATE
<p>Short term action as well as un-anticipated short terms activities executed at request of Government and national agencies.</p>	<p>IICA authorities advised related with the resources needed for office functioning.</p> <p>Accounting reports delivered to Headquarters as for regulation control and maintenance of inventory and physical assets.</p> <p>The office personnel, professional as well as general services will have collaboration in actions with national and counterpart agencies, executed within the framework of the MTP and programme.</p>	<p>1st January to December 31st, 1992</p>



P.O. 1'B*

COST SUMMARY

COST CENTR/ORIGEN RESOURCES	MAJOR OBJECTS OF EXPENDITURE											
	1	2	3	4	5	6	7	8	9	3-9	PENDING	TOTAL
1. OFFICE DIRECTORATE PERSONNEL QUOTAS CATIS	78,315	7,598										85,913
EXTERNAL GOS* ACTIVITY 01 Administration and General Service Quotas		3,620		2,500	1,500		5,500	2,100	2,000	13,600		13,600
EXTERNAL GOS**						18,000	2,500			20,500		20,500
ACTIVITY 2 Management and Coordination Quotas				500	500		1,000	800	900	3,800		3,800
ACTIVITY 3 Administrative Support to the Multinational Projects Quotas				500	1,000		500	500	406	2,906		2,906



COST CENTR/ORIGEN RESOURCES	MAJOR OBJECTS OF EXPENDITURE										TOTAL	
	1	2	3	4	5	6	7	8	9	3-9		PENDING
TOTAL MANAGEMENT COST	78,315	11,218		3,500	3,000	18,000	9,500	3,500	3,306	40,806		130,339
QUOTAS	78,315	7,598		3,500	3,000		7,000	3,500	3,306	20,306		106,219
CATI'S												
EXTERNAL		3,620				18,000	2,500			20,500		24,120

*GOS - GARDENERS, MAID AND GUARDS IN KIND
 **GOS - BUILDING, ELECTRICITY, WATER AND GASOLINE



FORM PO.2
FORM PO.2"A"
TITLE

**TECHNICAL COOPERATION PROJECTS
IDENTIFICATION, RESULTS AND ACTIVITIES OF THE PROJECT
SUPPORT THE DEVELOPMENT OF LIVESTOCK SUB-SECTOR IN GUYANA AND SURINAME**

1. Identification : SURINAME

1.1. Program : II Code :


1.2. Geographic Scope : Guyana and Suriname Host Country : Suriname

1.3. Funding :
Regular Resources : Quotas : X Other :
External Resources : From Country : GOS Other : Farmers Union
Private Farmers

1.4. Approval Date : Pending Memorandum :


1.5. Multinational Person Responsible : Hector Muñoz
National Person Responsible : in Suriname, John Rump

1.6. Prepared by : H. Muñoz, Animal Production Specialist
G. Buckmire, Guyana Representative
P. Davis, Animal Production Specialist
J. Rump, Animal Production Specialist




2. RESULTS OF THE YEAR

IDENTIFICATION	DESCRIPTION OF RESULTS	INDICATOR AND TARGETS	DATE OF ACHIEVEMENT
a	To collaborate and cooperate with animal production and health (APHD) division of LVV in the establishment of pilot-private dairy production farms, using rotational grazing system (S1).	Two pilot-private farms established. One in each, Indra Gandhivieg and Kwatta areas.	December 1992
b	To finalize the establishment of the dairy demonstration farm (S2).	15 Ha of pasture land established. Dairy herd completed. Production facilities built. Milk production indicated.	December 1992
c	Grass production improved at different private farms (S6).	105 Ha of grass established at private farms.	December 1992
d	Collaboration in the feasibility study on livestock production as an alternative of Oil Palm Production (S7).	Feasibility study document available and submitted to the Oil Palm Director.	December 1992
e	Slaughter and meat plant feasibility study implemented (S8).	Feasibility study document available and submitted to the Ministry of LVV.	December 1992
f	Collaboration with the Dairy Farmers Union to implement a small-farmers dairy project (S10).	Farmers Union is offering to small farmers production services.	December 1992
g	Collaboration offered to APHD in the planning and organizing of field days for farmers and farm personnel (GS1).	Two field days on milk production offered to farmers from three country regions.	May 1992 and December 1992
h	Ongoing training for LVV technical personnel assigned to the Project (GS4).	6 (Six) national technicians will continue under in-service-training during the year.	January to December 1992




IDENTIFICATION	DESCRIPTION OF RESULTS	INDICATOR AND TARGETS	DATE OF ACHIEVEMENT
1	Project personnel attended an international animal production meeting (GS6)	Two members of Project personnel attended ALPA meeting in Dominican Republic.	November 1992
1	Collaboration offered to APHD and University of Suriname to conduct research on grass species evaluation (S9).	Evaluation studies on two species of local grasses documented.	November 1992
k	A video tape for local and outside TV media prepared in order to disseminate IICA activities (GS7).	One video on Rago's Farm available for TV media.	July 1992
1	Press releases from Project activities submitted to local newspapers as a means to promote IICA image and Project activities (GS6).	A trimestral Press Release with IICA general information and Project Activities published in local and regional newspapers.	March, June, September and December, 1992



3. ACTIVITIES TO BE PERFORMED DURING THE YEAR TO ACCOMPLISH EACH RESULT

NUMBER	TITLE OF ACTIVITIES	RESULTS TO HELP ACHIEVE THE ACTIVITY
1.	Support and strengthen the MoA and related agencies with transfer of technology to farmers.	S1, S2, S6, S7, and S8
2.	Support national and regional research institutions related with livestock production.	GS1, GS4, and GS6
3.	Coordination of the strengthening of technology generation and transfer given by related institutions.	S9, S10, GS7, and GS8



FORM PO.2
FORM PO.2"B"

TECHNICAL COOPERATION PROJECTS
RESOURCES, JUSTIFICATION AND REMARKS (SURINAME)

CODE ACTIVITY AND FUNDING SOURCE	MAJOR OBJECT OF EXPENDITURE (US\$)										PENDING	TOTAL	
	1	2	3	4	5	6	7	8	9	3-9			
<u>PERSONNEL COST</u>													
QUOTAS: A2922S1B04100	52,975	1,786											54,761
CATEGORIES EXTERNAL: Government of Suriname *		4,248											4,248
ACTIVITY 1													
QUOTAS: A2922S1B04101												6,200	6,200
EXTERNAL: Private Farmers ** G of S ***						25,960 2,000		7,080			33,040 2,000		33,040 2,000
ACTIVITY 2													
QUOTAS: A2922S1B04102												3,500	3,500



CODE ACTIVITY AND FUNDING SOURCE	MAJOR OBJECT OF EXPENDITURE (US\$)										TOTAL	
	1	2	3	4	5	6	7	8	9	3-9		PENDING
ACTIVITY 3 QUOTAS: A2922S1B04103											3.378	3.378
TOTAL	52.975	6.034				27.980		70.800		35.040	13.078	107.127

- * Six (6) full time technicians assigned to the Project.
 - ** Farmers estimated contribution to improve their farms.
 - *** Gasoline for IICA-Project vehicles.
- Suriname Government and farmers contribution was calculated using US\$ = Sf.15,00 exchange rate.



2. ORIGIN OF THE RESOURCES

ORIGIN OF THE RESOURCES	AMOUNT	APPROVAL DOCUMENT AND DATA
<p>QUOTAS</p> <p>EXTERNAL 6 of S in kind Technical personnel assigned to the Livestock Project</p> <p>Gasoline for Project use</p> <p>Private farmers establishment of farms</p>	<p>67,839</p> <p>4,248</p> <p>2,000</p> <p>33,040</p>	<p>SC/PE-1246, October 30, 1991</p> <p>LVV 011 1S, February 20, 1991 LVV 011.1, February 28, 1991 LVV 3893, June 25, 1991</p> <p>IICA Office Control Book</p>
<p>TOTAL</p>	<p>107,127</p>	

3. JUSTIFICATION OF EXPENDITURE ON CONSULTS

Not applicable.




4. REMARKS

4.1. The private farmers resources, to establish new farms or improve the existing ones, are resources actually in use in order to complete the development of the farms and to improve new farms during the present year.

The only documents available are the feasibility studies made for each farm.

4.2. Additional resources are under negotiation during the present and next year that will strengthen Project activities. Canadian High Commission US\$ 30,000 and Farmers Union/IDB Small-Dairy Farmers Project, US\$ 200,000.



FORM P.O. 3

SHORT TERM ACTION.

TITLE : " SUPPORT TO SURINAME IN THE DEVELOPMENT OF FRUIT AND VEGETABLE PRODUCTION. "

I. Identification.

1.1 Program : Generation and Transfer of Technology CODE : A2912S1B05100

1.2. Geographic Scope : National. Host Country : Suriname.

1.3 Duration : One Year. Initiation: Januari 1992 Completion: December 1992.


1.4 Funding :

Regular resources :
External resources :

Quotas : x
From Country: IN KIND

Other :
Other :

1.5 Person responsible : Mrs. D. Resida .



BACKGROUND AND JUSTIFICATION

2.1 Specific Problem.

About 80% of the foreign currency earnings by the Suriname Government is taken into account by the mining sector, specifically by bauxite and alumina exports. This makes the Surinamese economy most dependent on international bauxite and alumina markets. There is an urgent need for diversification of the Surinamese economy, mostly export orientated which could have a stabilizing effect and also generate the so needed foreign exchange.

For diversification Suriname has sincere possibilities in the agricultural sector. Because of favourable soil and climate conditions there is a great potential in the area of fruits and vegetables production, an area which at the moment is severely underutilised.

This underutilisation is a result of neglect of this area which could be described as unprogrammed with little or no support at the production, postharvest handling, marketing and promotion levels.


2.2

Justification.

The Government of Suriname recognized the importance of the fruits and vegetables area. This for example, has been manifested in the development of the Pomona fruits and vegetables project for small farmers (176 hectares). Recently, there is also a growing interest for fruit production in the private sector. To stabilize the current production area and stimulate this sub sector to its full potential the Government of Suriname requested in 1989 IICA for its support in the improvement of fruit and vegetable areas.

In 1989 the National Womens Movement requested IICA for its cooperation and support on their fruit production project.

This short term action will cover mainly an analysis of the fruits and vegetables area and the preparation of projects for external resources in the field of fruits and vegetables production.



III

PURPOSE.


The purpose of this short term action is to collaborate with the Government of Suriname, main producers, processors of fruits and vegetables and all bodies which have a major impact on this agricultural sub sector in :

- Obtaining relevant information.
- Identifying constraints.
- Preparing profiles and projects in the area of fruit and vegetable production.

IV

RESULTS.

DISCRPTION	INDICATORS	DATE OF ACHIEVEMENT
a Preparation project profile on fruits.	Project profile document submitted to IICA specialists and Regional Director to DIPROE.	January - March 1992.
b Preparation project document on fruits.	Project document submitted to IICA specialists and IICA Authorities for approval.	April - May 1992
c Review of project documents on fruits.	Project documents on fruits submitted to IICA authorities.	June -July 1992
Information collected and limiting factors identified in vegetables production.	Small survey and SONDEO completed and documented.	
d Project document on fruits presented to National authorities and Financial Institutions.	Final version of the project document on fruits.	August - September 1992



Preparation project profile
on vegetables.

Project profile document
submitted to IICA
specialist and Regional
director to DIPROE.

e Preparation project
document on vegetables.


Project document
submitted to IICA
specialist and IICA
authorities for approval.

October – November 1992

f Review of project
document on vegetables.

Project document submitted
to IICA authorities.


December 1992



v


Operating Strategy.

To make a review on the fruits and vegetables production area (in close collaboration with the Ministry of Agriculture) information needs to be collected from the Surinamese Government, producers, cooperatives and main bodies connected to this area. Based on the evaluation of this review the main limitants of this subsector will be identified from which further actions will be directed to prepare project profiles and project documents. The system approach, evaluation of the review, preparation of the profiles will be with assistance of the IICA fruit specialist who needs to pay a visit to Suriname . An orientation of the National Professional Personal on the Multinational Project in the Caribbean will be necessary to observe IICA's approach and to connect current activities of the Multinational Project with future activities in Suriname.



RESOURCES BY FUNDING SOURCE AND MAJOR OF EXPENDITURE.

MAJOR OBJECT OF EXPENDITURE (US\$ x 000)											
CODE AND FUNDING SOURCE.	1	2	3	4	5	6	7	8	9	3-9	TOTAL
QUOTAS PENDING OF APPROVAL N.P.P. G.S.P. EXTERNAL GOVERNMENT OF SURINAME.		6.8 1.0 1.1		5.5	2.0	2.0	2.5	2.5	0.5	15.00	22.8
TOTAL :		8.9		5.5	2.0	2.0	4.0	2.5	0.5	17.6	25.4
QUOTAS :		7.8		5.5	2.0	2.0	2.5	2.5	0.5	15.00	22.8
EXTERNAL:		1.1					1.5				2.6



VII

ORIGIN OF RESOURCES.

(US \$ x 000)

Quotas funds pending of approval budget 1992	21.8
Quotas approval salary of 0.5 secretary	1.0
	<hr/>
Other (from country in kind) gasoline	22.8
assistant	1.5
	1.1
	<hr/>
	25.4

VIII

JUSTIFICATION OF EXPENDITURE ON CONSULTANT.

IX

REMARKS.

This short term action creates the possibilities of analysing the long neglected fruits and vegetables area from where limiting factors can be identified and projects can be prepared to solve these constraints.



TITLE : " CROP / LIVESTOCK INTERPRISE ALTERNATIVES TO REPLACE
THE OIL PALM IN SURINAME. "

I. Identification.

1.1 Program II Generation and Transfer of Technology CODE

1.2 Geographic Scope: National Host Country: Suriname.

1.3 Duration : One Year. Initiation: May 1992
Completion: June 1992.

1.4 Funding: Regular resources: Quotas: 46.9 Other:
External resources: From Country: 9.0 Other:

1.5 Person responsible: Dr. Hector Muñoz.

2 BACKGROUND AND JUSTIFICATION

2.1 Specific Problem

The Government of Suriname in pursuance of a policy of self-sufficiency in vegetable oils, established plantations of African Oil Palm totalling some 6,200 hectares over the period 1970 to 1985. The investment included housing for staff and workers and a processing plant at Victoria. Since the late 1970's an outbreak of a fatal disease condition appeared in the oil palm, spreading uncontrollably and steadily. Despite determined and continuous research, both here and in other Latin American countries, where the disease has appeared, the condition - called " Speafr rot" on account of the characteristic leaf symptom - has progressively devastated the plantations - particularly Victoria (originally 2,000 hectares) and Phedra (originally 900 hectares.) Up until now no causal organism or physiological cause has been identified, nor have any preventative or curative techniques been devised. In these circumstances the management of the plantations have perforce begun to search for ways to salvage the infrastructure and the human settlement which was constructed around the Oil Palm. The most logical approach being, of course, replacement with alternative crop and/or livestock enterprises, which could be economically viable, taking into account the appreciable costs already sunk into Palm Oil production. The identification, evaluation and planning for such alternatives constitute the specific problem that IICA has been asked to assist in solving.

2.2 Justification

The IICA Suriname Office has from it's earliest days in the country been involved in various forms of technical collaboration with the Ministry of Agriculture and the Oil Palm plantations - particularly in the area of pest and disease control.



As a consequence of this continued association and the confidence the Government of Guyana has come to place in IICA's willingness and capacity to respond to urgent and critical needs for solving problems of Agricultural Development, Vegetable Oils and Fats Board (GPOV) of Suriname have addressed to IICA a formal request for technical assistance for the preparation of a set of feasibility studies in this area of alternative agricultural enterprises.

Not only is it appropriate that IICA should respond favourably to the request, but such response will contribute considerably to IICA's image at a time when the country is trying to find a way out of ten-years of economic malaise and needs to turn the now burdensome oil palm enterprise into a dependable and viable business.

3. PURPOSE

This short-term action is designed to bring a team of IICA and other experts together to prepare an identification document for a project which would replace the oil palm with suitable alternative crop/livestock enterprises.

4. FINAL RESULTS OR PRODUCTS

DESCRIPTION OF RESULTS	INDICATORS AND TARGETS	DATES OF ACHIEVEMENT
(a) An identification Document will have been prepared for a project to replace the Oil Palm with economically viable Crop/Livestock Enterprises.	A fully detailed document has been presented to the government of Suriname.	September 1992
(b) A full nutritional analysis of the Sara Sara Grass (Panicum sp.) has been made on the basis of 4 x 8 trial plots as an adjunct to (a) (see ANNEX II) .	A detailed nutritional evaluation of the Sara Sara Grass has been documented.	September 1992
(c) Two areas of 1 ha. of Sara Sara Grass have been fenced and stocked and observation made on production and palatability. (see ANNEX II)	Results of actual yields and grazing trials of Sara Sara Grass has been documented.	September 1992.



5. OPERATING STRATEGY

To achieve Result (a): Project Identification Document

IICA Suriname will bring together a team of suitable qualified specialists, who in cooperation with Local Counterparts, will analyze various aspects of the problem and make appropriate recommendations to be incorporated in the Project Document. This exercise will be coordinated and the document edited and preliminary economic analysis made by an appropriate Project Specialist.

To Achieve Result (b): Nutritional Analysis of Sara Sara Grass

IICA Suriname will organize and direct this activity which will be implemented by the Oil Palm Estates Management at Victoria with funds provided by them.

To Achieve Result (c): Grazing Trials of Sara Sara Grass

IICA Suriname will design, direct and supervise these trials which will be implemented on land and with livestock and labour provided by the Victoria Estates Management who will meet all local costs.



6. RESOURCES BY FUNDING SOURCE AND MAJOR OBJECT EXPENDITURE

MAJOR OBJECT OF EXPENDITURE IN US (\$ 000)									
CODE AND FUNDING SOURCE	3	4	5	6	7	8	9	3-9	TOTAL
QUOTAS	-	32.4	-	-	-	13.5	1.0	46.9	46.9
CATI'S	-	-	-	-	-	-	-	-	-
EXTERNAL: GOVERNMENT OF SURINAME.	-	1.5	-	-	-	-	7.5	9.0	9.0
TOTAL	-	33.9	-	-	-	13.5	8.5	55.9	55.9

7. ORIGIN OF RESOURCES

Quotas resources this far identified are US\$ 24,945. from the current Budget Proposal being submitted by IICA Suriname Office.

8 JUSTIFICATION FOR EXPENDITURE ON CONSULTANTS

A minimum of four specialists are required to work with Local Counterparts in Suriname to produce the identification document.

Handwritten text, likely bleed-through from the reverse side of the page. The text is mostly illegible due to blurring and is oriented vertically along the right edge.

A Fruit Agronomist, a Livestock Specialist and a Marketing Specialist will be requested from among the IICA professional staff. One consultant will be employed - a Project Specialist who will have the overall responsibility for coordinating activities, assembling and editing the document and contribute the preliminary economic analysis over a period of not less than one and one-half months starting in May or June 1992.

9 **REMARKS**

It must be pointed out that the cost of this Short-Term Action has been greatly inflated by the extreme increase in the official per diem now payable to IICA Specialists who come to Suriname. This has effectively nullified the saving which may usually be made in such cases by utilizing the service of IICA's professionals in relevant fields. In fact about US\$ 15,000 has been added to the costs in this way, even after reducing the time to absolute minimum. By negotiation with the proposed consultant coordinator, it is hoped to save some US \$ 7,000 by reducing the per diem in that case to a more reasonable figure. The following is a breakdown of tasks by specialist involvement and time.

TASK	SPECIALIST	MINIMUM TIME REQUIRED
(i) Analysis and Recommendation of Potential Crop Enterprises	IICA Fruit Crop Specialist	3 Weeks
(ii) Analysis and Recommendation of potential Livestock Enterprises.	IICA Livestock Specialist	3 Weeks
(iii) Analysis and Recommendation of Market Potentials.	IICA Marketing Specialist	3 Weeks
(iv) Coordination of Activity Compilation and Editing of Document and Preliminary Analysis	Consultant Project Specialist	6 Weeks



GRASS EVALUATION

1. To make a complete taxonomic identification of Sara Sara Grass.
2. Nutritional Evaluation
To analyze the grass on (Dry matter, crude protein, crude fiber, fats, ash and minerals (Ca.P. etc.)).
3. In order to make this preliminary evaluation the following procedure is recommended.
 - 3.1 At random within the areas covered with Panicum sp. select four(4) areas (8 x 10 mts) to conduct in each area the following trials.
 - a Cut the grass (Panicum sp.) at 4 - 5 inches high
 - b Divide the area in 8 plots of 2 x 4 mts.
 - c Apply in each plot the following treatments with two (2) replications.
 - T1 = Grass will be cut every 4 weeks
 - T2 = Grass will be cut every 6 weeks
 - T3 = Grass will be cut every 8 weeks
 - T4 = Grass will be cut every 10 weeks
 - d. In each cut a small sample of 300 grs. will be taken from the plot and sent to the laboratory for the analysis.

1
2
3
4
5
6
7
8
9
10
11
12
13
14
15
16
17
18
19
20
21
22
23
24
25
26
27
28
29
30
31
32
33
34
35
36
37
38
39
40
41
42
43
44
45
46
47
48
49
50
51
52
53
54
55
56
57
58
59
60
61
62
63
64
65
66
67
68
69
70
71
72
73
74
75
76
77
78
79
80
81
82
83
84
85
86
87
88
89
90
91
92
93
94
95
96
97
98
99
100
101
102
103
104
105
106
107
108
109
110
111
112
113
114
115
116
117
118
119
120
121
122
123
124
125
126
127
128
129
130
131
132
133
134
135
136
137
138
139
140
141
142
143
144
145
146
147
148
149
150
151
152
153
154
155
156
157
158
159
160
161
162
163
164
165
166
167
168
169
170
171
172
173
174
175
176
177
178
179
180
181
182
183
184
185
186
187
188
189
190
191
192
193
194
195
196
197
198
199
200
201
202
203
204
205
206
207
208
209
210
211
212
213
214
215
216
217
218
219
220
221
222
223
224
225
226
227
228
229
230
231
232
233
234
235
236
237
238
239
240
241
242
243
244
245
246
247
248
249
250
251
252
253
254
255
256
257
258
259
260
261
262
263
264
265
266
267
268
269
270
271
272
273
274
275
276
277
278
279
280
281
282
283
284
285
286
287
288
289
290
291
292
293
294
295
296
297
298
299
300
301
302
303
304
305
306
307
308
309
310
311
312
313
314
315
316
317
318
319
320
321
322
323
324
325
326
327
328
329
330
331
332
333
334
335
336
337
338
339
340
341
342
343
344
345
346
347
348
349
350
351
352
353
354
355
356
357
358
359
360
361
362
363
364
365
366
367
368
369
370
371
372
373
374
375
376
377
378
379
380
381
382
383
384
385
386
387
388
389
390
391
392
393
394
395
396
397
398
399
400
401
402
403
404
405
406
407
408
409
410
411
412
413
414
415
416
417
418
419
420
421
422
423
424
425
426
427
428
429
430
431
432
433
434
435
436
437
438
439
440
441
442
443
444
445
446
447
448
449
450
451
452
453
454
455
456
457
458
459
460
461
462
463
464
465
466
467
468
469
470
471
472
473
474
475
476
477
478
479
480
481
482
483
484
485
486
487
488
489
490
491
492
493
494
495
496
497
498
499
500
501
502
503
504
505
506
507
508
509
510
511
512
513
514
515
516
517
518
519
520
521
522
523
524
525
526
527
528
529
530
531
532
533
534
535
536
537
538
539
540
541
542
543
544
545
546
547
548
549
550
551
552
553
554
555
556
557
558
559
560
561
562
563
564
565
566
567
568
569
570
571
572
573
574
575
576
577
578
579
580
581
582
583
584
585
586
587
588
589
590
591
592
593
594
595
596
597
598
599
600
601
602
603
604
605
606
607
608
609
610
611
612
613
614
615
616
617
618
619
620
621
622
623
624
625
626
627
628
629
630
631
632
633
634
635
636
637
638
639
640
641
642
643
644
645
646
647
648
649
650
651
652
653
654
655
656
657
658
659
660
661
662
663
664
665
666
667
668
669
670
671
672
673
674
675
676
677
678
679
680
681
682
683
684
685
686
687
688
689
690
691
692
693
694
695
696
697
698
699
700
701
702
703
704
705
706
707
708
709
710
711
712
713
714
715
716
717
718
719
720
721
722
723
724
725
726
727
728
729
730
731
732
733
734
735
736
737
738
739
740
741
742
743
744
745
746
747
748
749
750
751
752
753
754
755
756
757
758
759
760
761
762
763
764
765
766
767
768
769
770
771
772
773
774
775
776
777
778
779
780
781
782
783
784
785
786
787
788
789
790
791
792
793
794
795
796
797
798
799
800
801
802
803
804
805
806
807
808
809
810
811
812
813
814
815
816
817
818
819
820
821
822
823
824
825
826
827
828
829
830
831
832
833
834
835
836
837
838
839
840
841
842
843
844
845
846
847
848
849
850
851
852
853
854
855
856
857
858
859
860
861
862
863
864
865
866
867
868
869
870
871
872
873
874
875
876
877
878
879
880
881
882
883
884
885
886
887
888
889
890
891
892
893
894
895
896
897
898
899
900
901
902
903
904
905
906
907
908
909
910
911
912
913
914
915
916
917
918
919
920
921
922
923
924
925
926
927
928
929
930
931
932
933
934
935
936
937
938
939
940
941
942
943
944
945
946
947
948
949
950
951
952
953
954
955
956
957
958
959
960
961
962
963
964
965
966
967
968
969
970
971
972
973
974
975
976
977
978
979
980
981
982
983
984
985
986
987
988
989
990
991
992
993
994
995
996
997
998
999
1000

FORM P0.5
UNIT

COST OF INTERNATIONAL PERSONNEL
SURINAME

SOURCE OF FUNDING/ POSITION NAME COST CENTER	CLASS STEP CURRENT BUDGET	NET SALARY BUDGET- ED	FAMILY ALLOWANCE		EDUCATION ALLOWANCE		RETIRE- MENT PLAN	POST ADJUST	INSURANCE			RECOG- NITION YRS. OF SERVICE	MOVING	TOTAL	% COST DISTRIB UTED	MONTHS BUDGET- ED
			NO. AMT.	NO. AMT.	LIFE	HEALTH			ACCI- DENT							
1. QUOTAS A. Management Cost Representative To be appointed	P-5 5 5 2S	45,480	1,450	2,760	3,848	17,515	632	562	18	2,050	4,000	78,315	100%	12.0		
B. Instruments of Tech. Coop and admin. support	P-5 16-17 2S	31,053	270	0	7,518	11,098	438	187	11	0	2,400	52,975	60%	12.0		
Project I Muñoz, Hector An. Prod. Spec. Support for the Development of Livestock Sub- sector in Guyana and Suriname (Proj. Rev.)																
Project II Vokaty, Sandra An. Health Spec. Strengthening Veterinary Ser- vices in Suriname	P-4 4 5 2G	19,035	0	0	1,557	5,494	267	49	9	1,586	2,000	29,997	50%	12.0		
TOTAL		95,568	1,720	2,760	12,923	34,107	1,337	798	36	3,636	8,400	161,287	210%			



FORM PO.6
FORM PO.6"A"
UNIT

COSTS OF LOCAL PERSONNEL
COSTS OF NATIONAL PROFESSIONAL
SURINAME

FUNDING SOURCE COST CENTER	POSITION	NAME	CLASS	STEP CUR- RENT/ BUD- GETED	NET REMUNER- ATION	BENEFITS			TOTAL EMPLOYEE BENEFITS	GROSS REMUNER- ATION	% COST DISTRIBU- TED	MONTHS BUDGETED	
						FIXED COUN- TRY	PER- SONAL	PERCENTAGE COUN- TRY					
B. TECHNICAL COOPERATION INSTRUMENTS Project III Supporting the Production of Fruits and Vegetables	Fruit & Vegetables Specialist	RESIDA, Dorothy	P4	4	6,499	539	546	8.3%	8.4%	1,085	7,584	100%	12.0
TOTAL					6,499	539	546	8.3%	8.4%	1,085	7,584	100%	12.0



FORM PO.6
FORM PO.6"B"
UNIT

COSTS OF LOCAL PERSONNEL
COSTS OF GENERAL SERVICE PERSONNEL
SURINAME

FUNDING SOURCE COST CENTER	POSITION	NAME	CLASS	STP CUR- RENT/ BUD- GETED	NET REMUNER- ATION	BENEFITS PERCENTAGE			TOTAL EMPLOYEE BENEFITS	GROSS REMUNER- ATION	% COST DISTRIBU- TED	MONTHS BUDGET- ED														
						COUN- TRY	PER- SONAL	COUN- TRY					PER- SONAL													
I. SOURCE 1 QUOTAS	Driver/Mes- senger	RAMSOEDIT, Brahma	G3	17	1,583	133	218	8.3%	13.8%	350	1,933	100%	12.0													
														Secretary	PICKERING, Lillian	G6	7	2,167	180	182	8.3%	8.4%	362	2,529	100%	12.0
B. Technical Coop- eration Instruments																										
Project I Support the Develop- ment of the Livestock Production Systems in Guyana and Suriname																										
	Secretary	To be appointed	G5	6	891	74.84	74.84	8.4%	8.4%	149.68	1,040.68	50%	12.0													
Project II Supporting the Production of Fruits and Vegetables																										
	Secretary	To be appointed	G5	6	890	74.76	74.76	8.4%	8.4%	149.52	1,039.52	50%	12.0													
TOTAL					8,615	718.60	808.60	41.70	47.40	1,528.20	10,141.20	400%														



1. CASH INCOME	
SOURCE	AMOUNT US\$
1. EXCHANGE DIFFERENCE Above US\$=Sf 15,** based on salaries of National Personnel	8,720.00
2. SALE USED EQUIPMENT One office vehicle SUB-TOTAL	8,000.00 16,720.00
2. OTHER CONTRIBUTIONS IN KIND	
2.1. GOVERNMENT OF SURINAME	
- Technical Personnel to support the Livestock Project	4,248.00
Technical Personnel to support the Fruit & Vegetables Proj.	1,100.00
- General Service Personnel	
Two (2) gardeners	1,872.00
Two (2) guards	1,248.00
Maid	500.00
- Services	
Electricity	1,200.00
Water	300.00
Gasoline (Office and Projects)	4,500.00
- Office Building	18,000.00
SUB-TOTAL	32,968.00
2.2. FARMERS' CONTRIBUTION	
- Inputs to build or improve the farms	33,040.00
SUB-TOTAL	33,040.00
3. SUMMARY OF INCOME BY SOURCE OF FUNDING	
3.1. QUOTAS	257,632.00
3.2. Multinational Projects	48,323.00
3.3. Cash Income	16,720.00
3.4. Government of Suriname	32,968.00
3.5. Farmers' Contribution	33,040.00
TOTAL	387,913.00



ALLOCATION OF RESOURCES
 SUMMARY OF COSTS AT THE NATIONAL LEVEL
 SURINAME

COST CENTER/ORIGIN OF RESOURCES	MAJOR OBJECT OF EXPENDITURE (US\$)										TOTAL			
	1	2	3	4	5	6	7	8	9	3-9		PENDING		
1. MANAGEMENT COST Personnel QUOTAS CATT'S		78,315	7,598											85,913
EXTERNAL GOS *			3,620											3,620
ACTIVITY 1 Administration and General Service QUOTAS				2,500	1,500		5,500	2,100	2,000	13,600				13,600
EXTERNAL GOS **						18,000	2,500			20,500				20,500
ACTIVITY 2 Management and Coordination QUOTAS				500	500		1,000	900	900	3,800				3,800



FORM S.1 ALLOCATION OF RESOURCES
 FORM S.1'A' SUMMARY OF COSTS AT THE NATIONAL LEVEL
 UNIT SURINAME

COST CENTER/ORIGIN OF RESOURCES	MAJOR OBJECT OF EXPENDITURE (US\$)											
	1	2	3	4	5	6	7	8	9	3-9	PENDING	TOTAL
ACTIVITY 3 Administrative Support to Multinational Projects QUOTAS				500	1.000		500	500	408	2.906		2.906
TOTAL MANAGEMENT COST	78.315	11.218		3.500	3.000	18.000	9.500	3.500	3.306	40.806		130.339
QUOTAS	78.315	7.598		3.500	3.000		7.000	3.500	3.306	20.306		106.219
CATI'S												
EXTERNAL		3.620				18.000	2.500			20.500		24.120

* Gos Gardeners, maid and guards, in kind
 ** Gos Building, electricity, water and gasoline.



FORM S.1
FORM S.1 "A"
UNIT

ALLOCATION OF RESOURCES
SUMMARY OF COSTS AT THE NATIONAL LEVEL
SURINAME

COST CENTER/ORIGIN OF RESOURCES	MAJOR OBJECT OF EXPENDITURE (US\$)											
	1	2	3	4	5	6	7	8	9	3-9	PENDING	TOTAL
II. Cost of Instruments of Technical Coopera- and Administrative support at the National Level A. APPROVED NONE B. PENDING APPROVAL <u>Project 1</u> Supporting the Develop- ment of Livestock Pro- duction Systems in Suriname <u>Project 2</u> Strengthening Veterinary Service in Suriname C. SHORT-TERM TECH- NICAL COOPERATION AND PRE-INVESTMENT	52.975	1.766									13.070	67.839
	29.997										6.200	36.197



FORM S.1 ALLOCATION OF RESOURCES
 FORM S.1-A SUMMARY OF COSTS AT THE NATIONAL LEVEL
 UNIT SURINAME

COST CENTER/ORIGIN OF RESOURCES	MAJOR OBJECT OF EXPENDITURE (US\$)											
	1	2	3	4	5	6	7	8	9	3-9	PENDING	TOTAL
1. Support to Suriname in the Development of Fruit & Vegetables Production		7.800									15.000	22.800
2. Crop/Livestock Enterprise Alternatives to replace the Oil Palm in Suriname											24.577	24.577
TOTAL COST of Instruments of Technical Cooperation and Administrative Support at the National Level	82.972	9.586									58.855	151.413
CATTIS												
EXTERNAL												
Government of Suriname		5.348									3.500	8.848
Farmer's Contribution						25.960		7.080		33.040		33.040



ALLOCATION OF RESOURCES
ACTION OF MULTINATIONAL PROJECTS IN THE COUNTRY

PROJECT	QUOTAS	CATI'S	EXTERNAL	TOTAL
- Regional Project Unit for the Caribbean	16,156			16,156
- Project: Facilitating Caribbean/Latin-American Linkages for Agricultural Development	11,414			11,414
- Project: Survey and Monitoring of Animal and Plant Diseases and Pests to Facilitate Increased Production in the Caribbean	8,821			8,821
- Project: Cooperative Program on Research and Technology Transfer for South American Tropics - PROCITROPICOS	11,932			11,932
TOTAL	48,323			48,323



FORM S.1
FORM S.1"C"
UNIT

ALLOCATION OF RESOURCES
GENERAL SUMMARY
SURINAME

ALLOCATION	QUOTAS	CATI'S	EXTERNAL	TOTAL
Total Management Costs	106,219		24,120	130,339
Instruments of Technical Cooperation	151,413		41,888	167,961
Action of Multinational Projects	48,323			48,323
TOTAL DIRECT TECHNICAL COOPERATION SERVICES IN THE COUNTRY	305,955		66,008	371,963



MANAGEMENT/INSTRUMENT OF TECHNICAL COOPERATION AND ADMINISTRATIVE SUPPORT AT NATIONAL LEVEL	CHARACTERS 5, 6, 8, 9 & 10 OF CODE	COST (US\$)					PERSON RESPONSIBLE	SUMMARY OF EACH RESULT
		1	2	3-9	PENDING	TOTAL		
I. MANAGEMENT COST	2SM01	16,315	7,566	20,306		106,219	Representative	Institute and D.G represented IICA image improved. Technical cooperation promoted and strengthened. Office management and administration improved. IICA actions and resources supervised. Government requests studied and transmitted to IICA authorities.
II. INSTRUMENT OF TECHNICAL CO-OPERATION AND ADMINISTRATIVE SUPPORT AT NATIONAL LEVEL								
A. APPROVED None								
B. PENDING OF APPROVAL								
1. <u>Project:</u> Supporting the Development of Livestock Production Systems in Suriname	2SB04	52,975	1,766		13,078	67,839	Hector MUNOZ	




MANAGEMENT/INSTRUMENT OF TECHNICAL COOPERATION AND ADMINISTRATIVE SUPPORT AT NATIONAL LEVEL	CHARACTERS 5.6, 8.9 & 10 OF CODE	COST (US\$)					PERSON RESPONSIBLE	SUMMARY OF EACH RESULT
		1	2	3-9	PENDING	TOTAL		
2. Project: Strengthening Veterinary Service in Suriname	2SE06	29,997			6,200	36,197	Sandra VOKATY	
C. SHORT-TERM TECHNICAL COOPERATION AND PRE-INVESTMENT								
	1. Support to Suriname in the Development of Fruit and Vegetable Production	2SB06		7,800	15,000	22,800	Dorothy RESIDA	
2. Crop/Livestock Enterprise Alternatives to replace the Oil Palm in Suriname	2SE05				24,577	24,577	Hector MUÑOZ	
III. ACTION OF MULTINATIONAL PROJECTS IN THE COUNTRY								
1. Regional Project Unit for the Caribbean						16,156		



FORM S. 2 FOR THE OFFICES IN THE COUNTRIES
 FORM S. 2 SUMMARY OF PLAN OF OPERATION

MANAGEMENT/INSTRUMENT OF TECHNICAL COOPERATION AND ADMINISTRATIVE SUPPORT AT NATIONAL LEVEL	CHARACTERS 5.6, 8.9 & 10 OF CODE	COST (US\$)				TOTAL	PERSON RESPONSIBLE	SUMMARY OF EACH RESULT
		1	2	3-9	PENDING			
2. <u>Project:</u> Facilitating Caribbean/Latin-American Linkages for Agricultural Development						11,414		
3. <u>Project:</u> Survey and Monitoring of Animal and Plant Diseases and Pests to Facilitate Increased Production Efficiency in the Caribbean						8,821		
4. <u>Project:</u> Cooperative Program on Research and Technology Transfer for the South-American Tropics - PROCTROPICOS						11,932		
TOTAL DIRECT TECHNICAL COOPERATION SERVICE IN THE COUNTRY		161,287	17,184	20,306	58,855	305,955		







INTER-AMERICAN INSTITUTE FOR COOPERATION ON AGRICULTURE
IICA OFFICE SURINAME TEL. 72710 - P.O.BOX 1895 PARAMARIBO-SURINAME