

PESTICIDE SAFETY

IICA C.I.D. 10



A FARMER'S MANUAL

by ✓
Everton Ambrose

MINISTRY OF
AGRICULTURE
ST LUCIA

IICA 
OFFICE IN ST. LUCIA

Inter American Institute for Cooperation
on Agriculture and the
Ministry of Agriculture, St Lucia



IICA
110
1496

W. Ambrose

W. Ambrose


Faint, illegible text, possibly bleed-through from the reverse side of the page. The text is arranged in several lines within a rectangular area.

ACKNOWLEDGEMENT

Thanks to the many persons who
gave valuable advice in the
preparation of this manual.

Art work was done by
Mr Alwyn St Omer

1987



00006890

H10
A496

INTRODUCTION

Pesticides are chemicals used to kill or stop the action of the harmful organisms we know as pests. Most pesticides kill the pest by poisoning it and unfortunately, many pesticides are also poisonous to humans. Pesticides can kill humans if misused.

TYPES OF PESTICIDES

INSECTICIDE :- A pesticide used to kill insects.

FUNGICIDE : - A pesticide used to kill fungi or molds.

NEMATOCIDE :- A pesticide used to kill nematodes.

HERBICIDE : - A pesticide used to kill weeds.

MOLLUSCICIDE : - A pesticide used to kill slugs and snails.

RODENTICIDE : - A pesticide used to kill rats and mice.
(rat bait)

HOW PESTICIDES ENTER THE BODY

- MOUTH - Eating, drinking or smoking whilst handling the pesticide.
- SKIN - If it falls on the skin, particularly through a cut or bruise or by wearing clothes wet by a pesticide.
- BREATHING - By Breathing in the pesticide dust or mist or fumes.

HOW POISONOUS IS A PESTICIDE

Some pesticide are much more poisonous than others. Serious illness may result when only a small amount of one type of pesticide has been taken in. With another type, a much larger amount will have to be taken in before any sign of poisoning is seen or felt.

Acute poisoning - Poisoning occurring after a person has taken in one dose of the pesticide.


Chronic poisoning - Poisoning occurring after many small doses of a pesticide are taken in over a period of time.

C A U T I O N

Use pesticides wisely.

Use pesticides only if necessary.

1. Identify the problem. Seek the assistance of your Extension Officer.



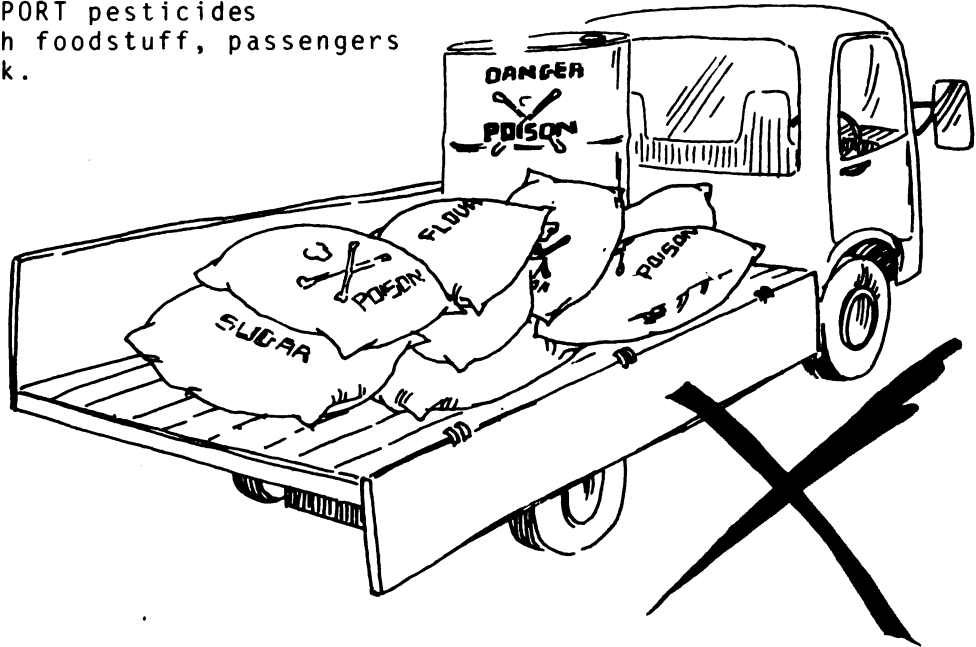


2. Buy pesticides in properly labelled and undamaged containers.

- 3 Before transporting ensure that all pesticide containers are closed properly.



4. DO NOT TRANSPORT pesticides together with foodstuff, passengers and livestock.



5. STORE all pesticides away from human activity and out of the reach of children.



6. STORE all pesticides in original labelled containers.



7. STORE all pesticides away from foodstuff and drinking water.

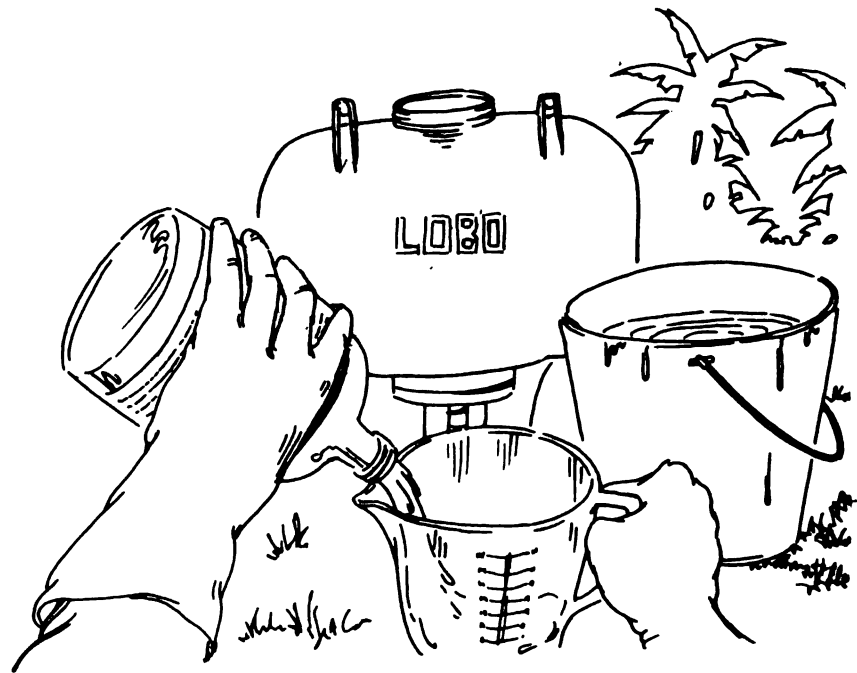


8. READ THE LABEL FIRST.

Save the label for emergencies.



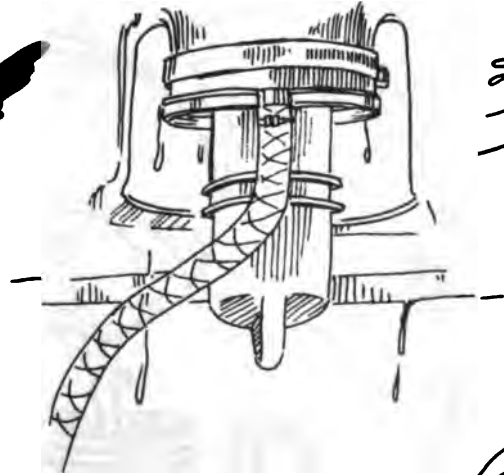
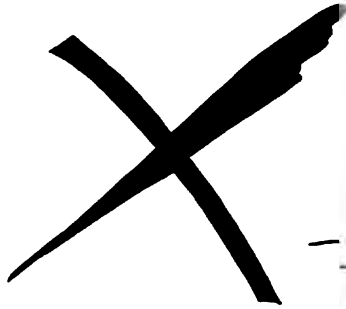


9. FOLLOW RECOMMENDATIONS.



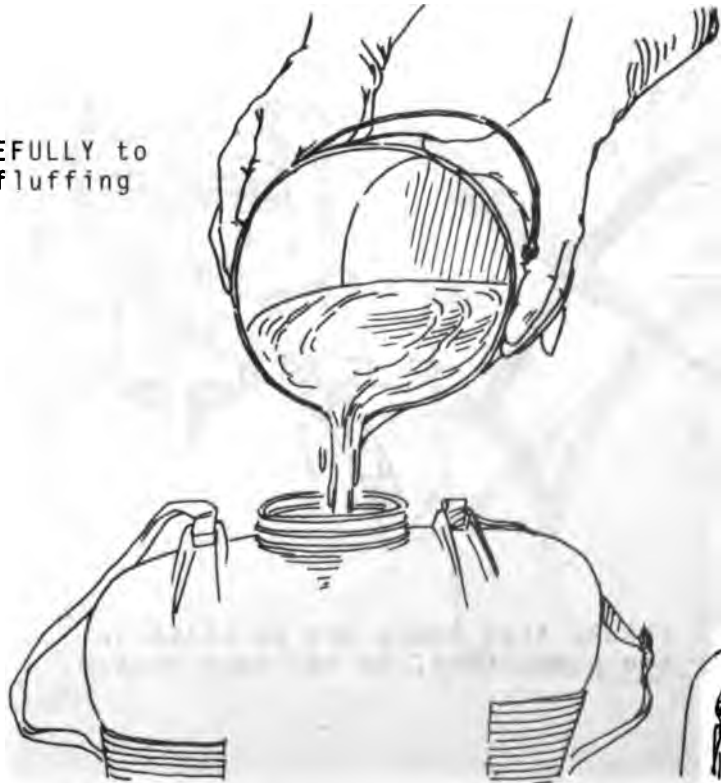
10. MIX pesticide with a stirrer
or stick NEVER with your hand.





11. ENSURE that there are no LEAKS in the pump, tank, or delivery system.

Pour pesticide CAREFULLY to avoid spillage or fluffing up.



13a. WEAR TIGHT GOGGLES whenever
the pesticide could come
into contact with your eyes.




13b. WEAR A RESPIRATOR. Check the filter often. Replace the filter when it looks dirty or if breathing becomes difficult.



13c. WEAR RUBBER GLOVES not cotton or leather. After using, wash your gloves with soap and water before removing them.

WEAR sleeve over glove



13d. WEAR RUBBER BOOTS and long pants.
Put your pants outside the boots.





14. WASH hands before EATING, SMOKING and AFTER WORK.



15. DO NOT SMOKE OR
EAT whilst applying
pesticides.

16. If a pesticide

FALLS on you,

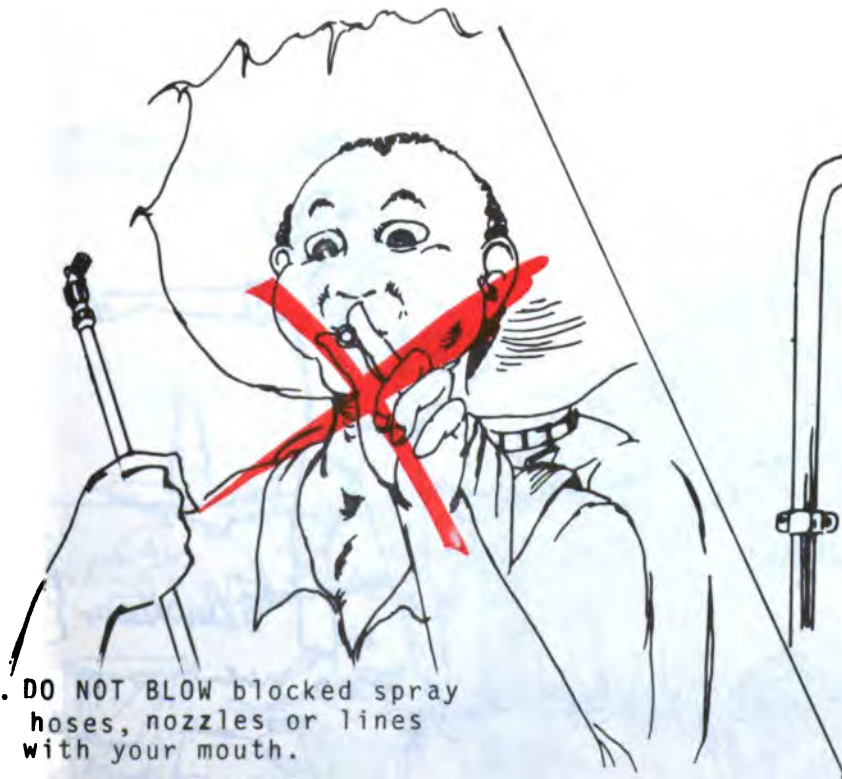
wash it off
immediately.



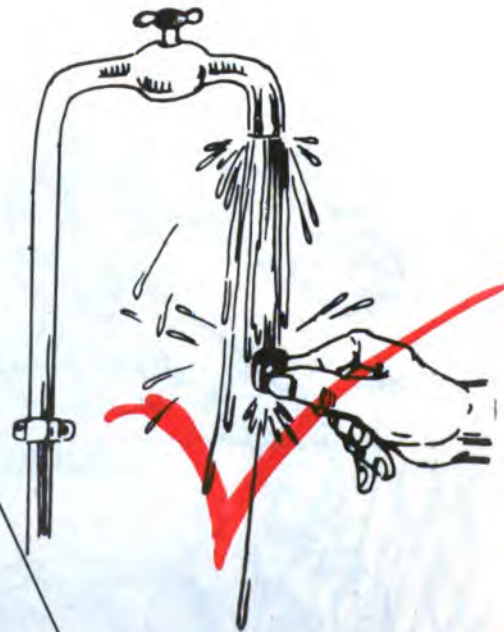


17. DO NOT spray against wind.






17a. DO NOT BLOW blocked spray hoses, nozzles or lines with your mouth.




18. KEEP children away from sprayed areas.



19. EMPTY pesticide application equipment away from water ways.



20. KEEP pesticides away from children.




21. NEVER leave pesticides and dirty equipment unattended.



22. BURY empty containers well away
from WATER WAYS.



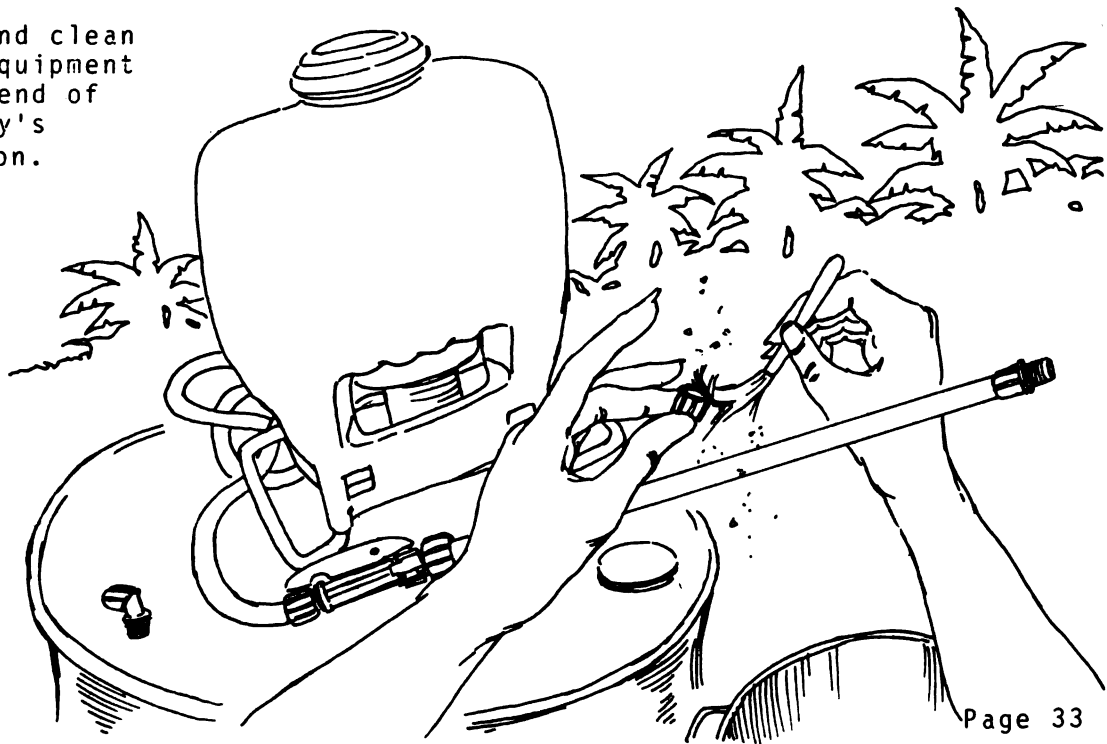
23. DO NOT USE empty pesticide containers for food or drinking water.




24. Pesticides will last in the plant after it is sprayed.
DO NOT HARVEST YOUR CROP
IMMEDIATELY AFTER APPLYING
PESTICIDES.



25. Check and clean spray equipment at the end of each day's operation.



26. Liquid spillage should be absorbed with sawdust or soil.



FIRST AID

Handle pesticides carefully.

FIRST AID is to ASSIST a person whilst MEDICAL HELP is on the way.

ARRANGE FOR MEDICAL ATTENTION TO BE OBTAINED OR TAKE TO THE NEAREST HOSPITAL OR HEALTH CENTRE.

GIVE FULL DETAILS OF WHAT HAPPENED AND WHAT WAS DONE.

WHAT TO DO

KEEP PERSON QUIET AND WARM and well away from the sprayed area.

FIND OUT WHICH PESTICIDE was the cause and how it was taken in.

TAKE THE CONTAINER OR LABEL OR A SAMPLE of the pesticide to the hospital.

Generally there is vomiting, abdominal pains and diarrhoea in cases of pesticide poisoning.

TAKE A SAMPLE OF THE VOMIT to the hospital if the pesticide is not known.

Pesticide taken in through:

1. Mouth - Induce Vomiting - if not already occurring by tickling the back of the throat with a clean finger.



DO NOT INDUCE VOMITING IF

- person is UNCONSCIOUS, DROWSY or in CONVULSION;
- person is a woman in her last three months of pregnancy;
- poison is CORROSIVE e.g. acid, give MILK OR WATER;
- poison is a PETROLEUM based and person has swallowed the concentrated material.

For GRAMOXONE give:

+ Fuller's Earth 8 - 10 ounces, or
uncontaminated earth 8 - 10 ounces.

Items can be bought at the drug store.

2. SKIN - Remove contaminated clothes, wash pesticide off skin with soap and water, NOT detergent.

3. EYES - Wash with clean water for at least 15 minutes.



4. BREATHING - Use a respirator if the person is in an enclosed place.

Carry person to fresh air immediately.

Loosen all tight clothing.

Open all doors and windows.

The Pesticides Control Board - St Lucia is grateful to Everton Ambrose, Plant Protection Specialist, Inter-American Institute for Cooperation on Agriculture (IICA) for compiling this Manual and thanks to the Institute for collaborating in the publication of this Farmers' Manual.

This Manual forms part of the Board's efforts at educating farmers on the safe use of pesticides. It is hoped that this Manual will be used for the purpose it is intended.

David Demacque
Chairman - Pesticides Control
Board

Produced by IICA
in cooperation with
The Information Unit
of the Ministry of Agriculture
St Lucia

PRINTED BY
"UNIQUE PRINTERS"